


CHOOSING A STAGE



Make Your Stage Fit Your Event

If you've never rented a stage before, choosing a stage and accessories can be very confusing. Our stages are made from Staging Concepts SC90 stage decks, which are 4x8'. From these decks we can build almost anything: performance stages, speaking stages, audience risers, choir risers, VIP platforms, camera risers, and much more.

Here are some things to think about when choosing a stage!



Know Your Venue

How big is the area the stage will be in?
How tall is the ceiling?
What other elements will be in the room?
Is the ground level, or does it slope?



Know Your Performers

How many people will be on the stage at one time?
Will they be standing, walking, or dancing?
Do they have musical instruments or props?



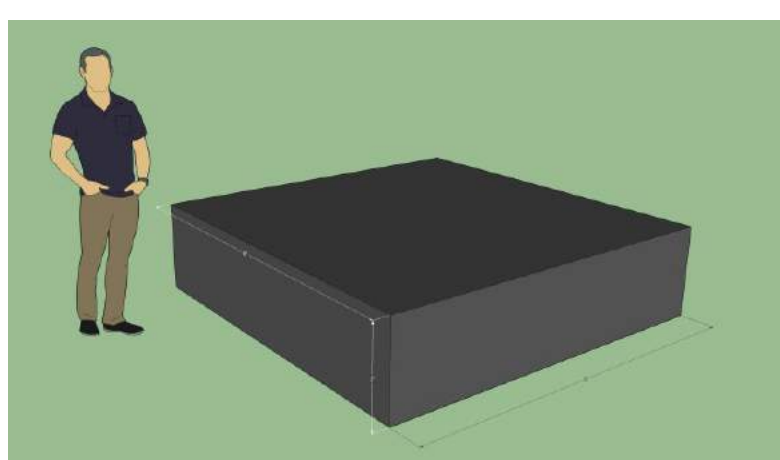
Know Your Audience

How big is the venue?
How many people will need to be able to see your performers?

What Stage Size Do I Need?


Your stage size will be partially determined by the size of the venue, and partly by what kind of performance you're putting on. A single speaker standing at a podium will require less room than a five-piece band. A dance troupe will require even more space!

Here are some common stage sizes and their uses:




One Speaker – 8x8'

For a small, stationary performance – one speaker, a singer, a single person and a musical instrument – a 4x8' or 8x8' stage may be plenty of room. This size stage is also great for wedding vows and toasts or for tight, crowded venues like bars and restaurants.



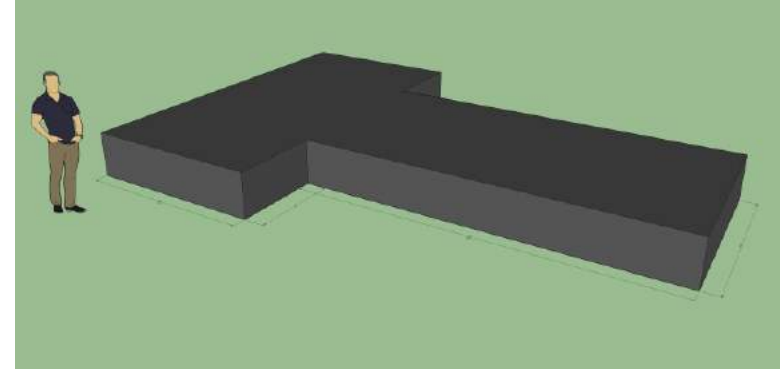
7-Piece Band – 16x24'

Ask your performers how much space they need to rock out. Dancers will need more space than musicians. Large instruments like drum kits and grand pianos need more space – 10x10' feet each. A stage of this size is great for a small theater performance, a graduation, or a band.




Dance Competition – 24x36'

Group dance performances, symphony orchestras, and other large presentations can require really big stages! Be sure your stage will fit inside your venue and be sure to leave room for the audience.



Fashion Show – 8x16' Runway

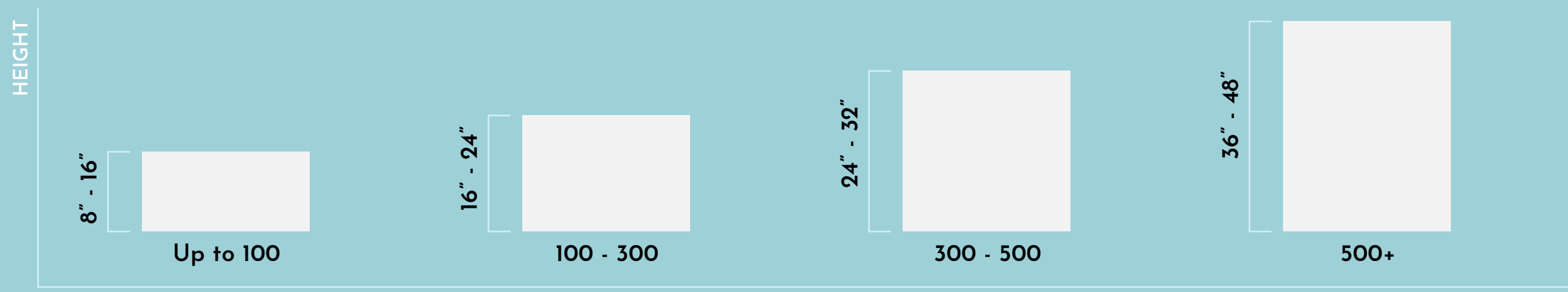
You can add a runway, thrust, or stage extension onto any stage to bring your performers out into the audience. This 8x16' runway on an 8x16' stage is ready to bring a fashion show to life!



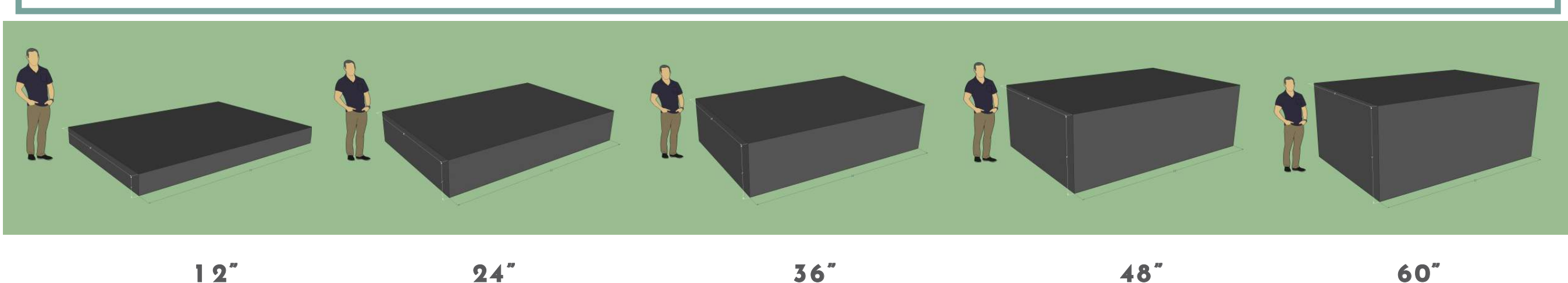
How Tall Should My Stage Be?

The height of your stage is primarily affected by the size of your audience. The bigger your audience, the higher your stage should be, so that everyone in the back can see.

Here's a rough rule of thumb:



Try to keep the stage as short as possible while still getting everyone up high enough to be seen. **If you're indoors, keep ceiling heights in mind!**



If you want a very tall stage (36" or higher), consider **guard rails** on the back and/or sides to make sure everyone stays safely on top of the stage.

Can't decide on a height?

Get more than one! Stages of different heights can be combined to make audience risers, choir risers, and other spaces.

How Can I Make My Stage Even Better?

You can eliminate distracting backgrounds with pipe and drape, or accent your favorite elements with **LED lighting and uplighting**.



Stay out of the sun with our **shade covers**, or dance the night away on our **dance floors**.



Be the center of attention with our **round stages**, and make sure everyone gets their time on stage with our **ADA-compliant access ramps**.



Stages Plus, LLC
2456 N Forsyth Rd, Orlando, FL 32807
407-442-0254
stagesplus.com